



Preliminary specification according to EN 1307

Type of manufacture	Tufted 1/8" Cut pile	ISO 2424
Pile fibre composition	Piece dyed continuous BCF Polyamide 6.6	ISO 2424
Dimensions	50 x 50 cm / 19.68" x 19.68" (16 tiles per box)	EN 994
Primary backing	Polyester fleece	ISO 2424
Secondary backing	Modified bitumen or DESSO EcoBase®* Polyver® - Polyscan®	ISO 2424
Total thickness	10.5 mm 0.41 inch	ISO 1765
Effective pile thickness	6.6 mm 0.26 inch	ISO 1766
Total mass	5100 g/m ² 150.5 oz/yd ²	ISO 8543
Total pile mass	1540 g/m ² 45.5 oz/yd ²	ISO 2424
Effective pile mass	1065 g/m ² 31.4 oz/yd ²	ISO 8543
Pile density ISO 8543	0.162 g/cm ³ 0.0058 lb/in ³	ISO 8543
Number of tufts	1070/dm ² 89463/yd ²	ISO 1763
Stroll test	≤ 2.0 kV	ISO 6356
Vertical resistance	≤ 1 x 10 ⁹ Ohm	ISO 10965
Use classification	32 Commercial - general use	EN 1307
Dimensional stability	≤ 0.2 %	EN 986
Impact sound reduction ΔL _w	28 dB	ISO 140-8
Noise reduction	0.20 α _w	ISO 354
Flammability	B _{f1} - s1 (loose laid tested)	EN 13501-1
Light Reflectance Value (LRV)	See right side page per colour	BS 8493
Colour depth (L)	See right side page per colour	CIELAB

* DESSO EcoBase® is a polyolefin based backing.

with bitumen backing

with EcoBase™ backing



Cradle to Cradle Certified® is a certification mark of NBOC

Cradle to Cradle Certified® is a certification mark of NBOC



Quality and Environmental Management System Certification
ISO 9001 & ISO 14001


CE Manufactured by

EN 14041
0493-CPD-0002

Desso BV
PO Box 169
NL-5240 AD
Waalwijk









9531 L 18,20 / LRV 2,56 **9022** L 20,57 / LRV 3,13 **8811** L 24,90 / LRV 4,38




8802 L 30,70 / LRV 6,52 **9013** L 37,77 / LRV 9,96 **9501** L 21,73 / LRV 3,44



9502 L 35,55 / LRV 8,78 **8222** L 35,89 / LRV 8,95 **9092** L 23,44 / LRV 3,93



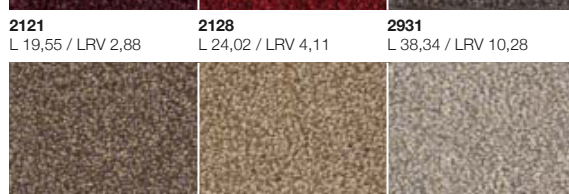
2017 L 39,32 / LRV 10,85 **2014** L 56,19 / LRV 24,10 **6102** L 53,65 / LRV 21,64




2051 L 28,54 / LRV 5,66 **9111** L 21,20 / LRV 3,30 **3901** L 18,82 / LRV 2,70



2121 L 19,55 / LRV 2,88 **2128** L 24,02 / LRV 4,11 **2931** L 38,34 / LRV 10,28



2922 L 47,50 / LRV 16,41 **1710** L 59,31 / LRV 27,37 **9107** L 67,99 / LRV 37,95



9095 L 39,65 / LRV 11,04 **9533** L 48,86 / LRV 17,48 **9517** L 58,86 / LRV 26,87